

“Stay Connected” with



Bushings, Grommets, HEYcaps & Plugs

a PennEngineering® Company

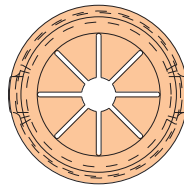
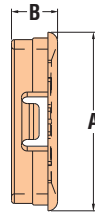


Heyco® Shorty Universal Bushings

Single Locking Step for Panel Thickness up to .062" (1,6 mm)
Mounting Hole Diameter Range: .500" (12,7 mm) to 1.093" (27,8 mm)

MOUNTING HOLE DIAMETER		PART NO.	DESCRIPTION	PART DIMENSIONS					
				Maximum Cable/Bundle Diameter		A Head Diameter		B Overall Height	
in.	mm.	Black		in.	mm.	in.	mm.	in.	mm.
.500	12,7	2858	SUB 500	.31	7,6	.60	15,2	.24	6,1
.625	15,9	2861	SUB 625	.44	11,1	.73	18,5		
.750	19,1	2862	SUB 750	.50	12,7	.84	21,3		
.875	22,2	2863	SUB 875	.56	14,3	.94	23,8		
1.000	25,4	2864	SUB 1000	.75	19,0	1.06	27,0		
1.093	27,8	2158	SUB 1093	.81	20,6	1.16	29,4		

Standard color black. Consult Heyco for white and other colors.



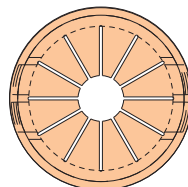
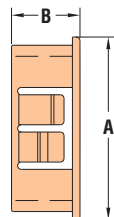
- For use in mounting panels **.062" (1,6 mm) and thinner.**
- Absorb vibration and cushion and insulate cables, tubing, hoses or shafts with limited internal clearance.
- Flexible shutters adjust to accommodate and support any shape from .125" (3,2 mm) to a maximum cable/bundle diameter of .812" (20,6 mm).
- Fingertip pressure snap-locks the bushing into its mounting hole.
- **See Quick Specs on 6-11.**

Heyco® Thick Panel Universal Bushings

Multiple Locking Steps for Panel Thickness up to .250" (6,4 mm)
Mounting Hole Diameter Range: .500" (12,7 mm) to 1.500" (38,1 mm)

MOUNTING HOLE DIAMETER		PART NO.	DESCRIPTION	PART DIMENSIONS					
				Maximum Cable/Bundle Diameter		A Head Diameter		B Overall Height	
in.	mm.	Black		in.	mm.	in.	mm.	in.	mm.
.500	12,7	3001	UBT 500	.31	7,6	.60	15,2	.55	13,8
.625	15,9	3118	UBT 625*	.44	11,1	.73	18,5	.51	13,0
.750	19,1	3119	UBT 750*	.50	12,7	.84	21,4	.55	13,8
.875	22,2	3120	UBT 875	.56	14,3	.94	23,8		
1.000	25,4	3121	UBT 1000	.75	19,1	1.06	27,0		
1.093	27,8	3002	UBT 1093	.81	20,6	1.16	29,5		
1.375	34,9	3003	UBT 1375	1.00	25,4	1.49	37,8	.56	14,2
1.500	38,1	3122	UBT 1500	1.06	26,9	1.61	40,9		

Standard color black. Consult Heyco for white and other colors.
*Single Locking Step for Panel Thickness up to .250" (6,4 mm).



- For use in mounting panels up to **.250" thick.**
- Flexible shutters to absorb vibration on the inside diameter.
- Insulate and mechanically protect electrical and telecommunications cables, tubing, hose, rope, and utility lines.
- Withstand a push back force of 35 pounds.
- Locking fingers snap into holes with fingertip pressure.
- Locking fingers in fractional increments up to the maximum panel thickness.
- Available in multiple sizes for use in .500" (12,7 mm) to 1.500" (38,1 mm) diameter holes.
- **See Quick Specs on 6-11.**