

“Stay Connected” with



Power Components

a PennEngineering® Company

Heyco® Specialty Pins

Overall Length in.	Dia. in.	PART DATA			PART NO.	APPLICATION TOOLING*				
		Type	AWG Range	Material		Die**	Feeds	Tool Packs	Crimp Punch	Anvil
PCB†										
1.01	.187	Snap-thru	-	Brass	5940	-	Bulk	-	-	-
1.23	.187	Solder	-	Brass	5907					
Medical Pins-Ribs										
1.19	.178	IDC - 3	28-24	Brass	8034	8034UXX5	Left to Right	B968L/B969L	C706	C705
			26-22	Brass	8032	8032UXX5				
		VE - 3	26-30	Post-Ni	8033	8033UXX5	Left to Right	B900L/B901L	C143	C147
			26-22	Post-Ni	8036	8036UXX5				
			WB - 4	26-22	Brass	8030				

* Heyco high volume Application Tooling, designed for 3-5 ton presses - see page 8-59.

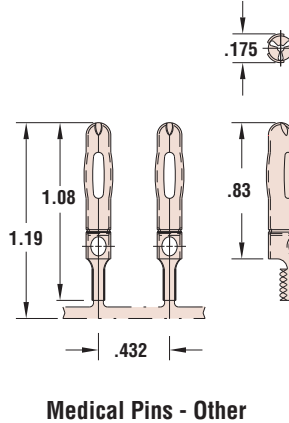
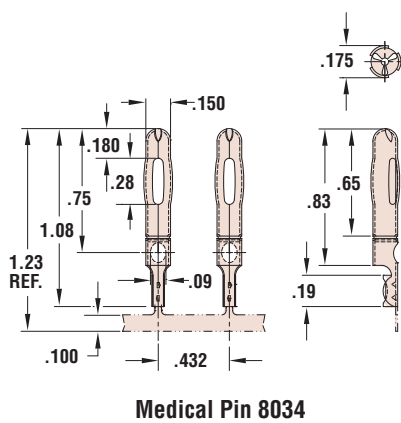
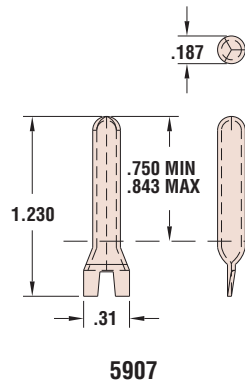
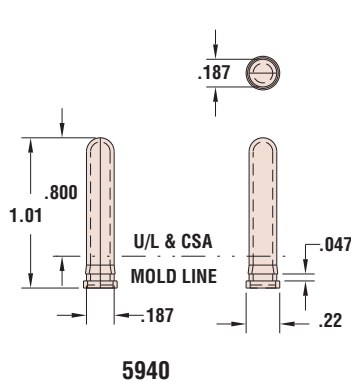
Heyco Mini Applicators, designed for 1.5-3 ton bench top presses, are available - see page 8-59.

** “XX” represents Wire Gauge. Please specify Wire Gauge when ordering.

† For additional PCB Contacts, see page 8-38.



- PCB pins designed for use with circuit boards.
- **Medical Pins** feature insulation crimp and dimples on barrel for added strain relief and better contact.
- DFARS Compliant



Materials

Alloy 260 Brass (70% Cu, 30% Zn. Higher Cu content resists dezincification
Post-Ni = Brass, Nickel plated after stamping

*Quick
Specs*