



## Heyco® Ring and Spade Terminals

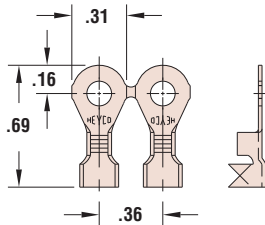
For Heyco Applicators, see page 8-59

Insulation Crimp?	PART DATA			PART NO.	APPLICATION TOOLING*				
	Hole Size	AWG Range	Material		Die**	Feeds	Tool Packs	Crimp Punch	Anvil
<b>Ring Terminals</b>									
Yes	#6	20-14	Brass	<b>8121</b>	8121UXX5	Left to Right	B810L/B811L	C152	C157
	#8	20-14	Brass	<b>8123</b>	8123UXX5				
	#10	20-14	Brass	<b>8125</b>	8125UXX5				
No	#6	20-14	Brass	<b>8131</b>	8131UXX5	Left to Right	B810L/B811L	C152	C157
	#8	20-14	Brass	<b>8133</b>	8133UXX5				
	#10	20-14	Brass	<b>8135</b>	8135UXX5				
	#10 (.180)	16-12	Brass	<b>8139†</b>	8139UXX5	Left to Right	B982L/B983L	C908	C909
	#10 (.197)	16-12	Brass	<b>8145†</b>	8145UXX5				
				<b>8147††</b>	8147UXX5				

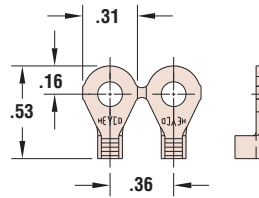
- Insulation Support Terminals provide strain relief and wire support for vibration resistance.
- DFARS Compliant

<b>Spade Terminals</b>									
No	#6	24-18	Brass	<b>8100†</b>	8100UXX5	Left to Right	B800L/B801L	C064	C070
		18-14	Brass	<b>8110</b>	8110UXX5				
	#6 w/lock	18-14	Brass	<b>8140</b>	-				
	#10	16-12	Brass	<b>8144†</b>	8144UXX5	Left to Right	B982L/B983L	C908	C909

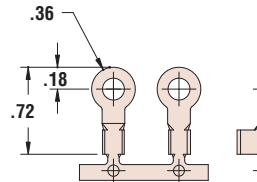
\* Heyco high volume Application Tooling, designed for 3-5 ton presses - see page 8-59.  
 Heyco Mini Applicators, designed for 1.5-3 ton bench top presses, are available - see page 8-59.  
 \*\* “XX” represents Wire Gauge. Please specify Wire Gauge when ordering.  
 † Not UL Listed.  
 †† Larger crimp than 8145; not UL Listed.



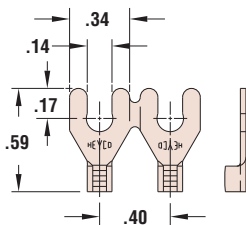
Ring 20-14 AWG w/Ins. Crimp



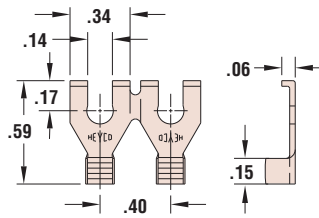
Ring 20-14 AWG



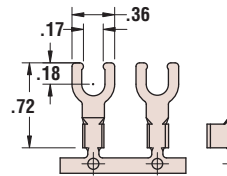
Ring 16-12 AWG



Spade 24-18 AWG



Spade 18-14 AWG (shown w/90° lock)



Spade 16-12 AWG

Materials  
 Certifications

Alloy 260 Brass (70% Cu, 30% Zn. Higher Cu content resists dezincification)  
 Listed under Underwriters’ Laboratories File E95474

Quick  
 Specs