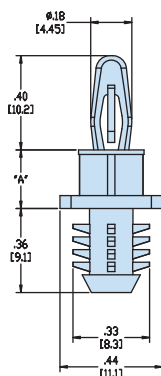
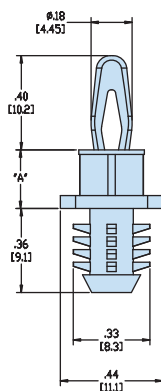


## Heyco® Nylon PCB Supports - Blind Mount



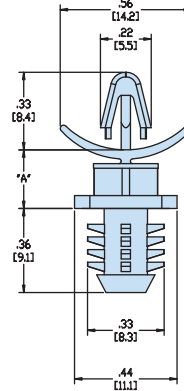
BAYONET SNAP LOCK 10,2 /  
BLIND FIR TREE

**HBS**



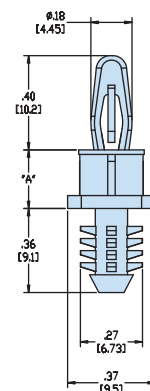
BAYONET SNAP FIT 10,2 /  
BLIND FIR TREE

**HBS2**



ARROWHEAD SNAP LOCK /  
BLIND FIR TREE

**HBS3**



BAYONET SNAP LOCK 10,2 /  
BLIND FIR TREE

**HBS4**

	Thickness		Mounting Hole Diameter		Thickness		Mounting Hole Diameter		Thickness		Mounting Hole Diameter		Thickness		Mounting Hole Diameter	
	in.	mm.	in.	mm.	in.	mm.	in.	mm.	in.	mm.	in.	mm.	in.	mm.	in.	mm.
<b>PCB - Max</b>	.062	1,6	.157	4,0	.062	1,6	.157	4,0	.078	2,0	.157	4,0	.062	1,6	.157	4,0
<b>Chassis - Min*</b>	.250	6,4	.312	7,9	.250	6,4	.312	7,9	.250	6,4	.312	7,9	.250	6,4	.250	6,4

A		PART NO. Natural	DESCRIPTION	PART NO. Natural	DESCRIPTION	PART NO. Natural	DESCRIPTION	PART NO. Natural	DESCRIPTION
in.	mm.								
.187	4,8	<b>10553</b>	HBS-03	<b>10562</b>	HBS2-03			<b>10578</b>	HBS4-03
.250	6,4	<b>10554</b>	HBS-04	<b>10563</b>	HBS2-04	<b>10571</b>	HBS3-04	<b>10579</b>	HBS4-04
.375	9,5	<b>10555</b>	HBS-06	<b>10564</b>	HBS2-06	<b>10572</b>	HBS3-06	<b>10580</b>	HBS4-06
.437	11,1	<b>10556</b>	HBS-07	<b>10565</b>	HBS2-07			<b>10581</b>	HBS4-07
.500	12,7	<b>10557</b>	HBS-08	<b>10566</b>	HBS2-08	<b>10573</b>	HBS3-08	<b>10582</b>	HBS4-08
.625	15,9	<b>10558</b>	HBS-10	<b>10567</b>	HBS2-10	<b>10574</b>	HBS3-10	<b>10583</b>	HBS4-10
.750	19,1	<b>10559</b>	HBS-12	<b>10568</b>	HBS2-12	<b>10575</b>	HBS3-12	<b>10584</b>	HBS4-12
.875	22,2	<b>10560</b>	HBS-14	<b>10569</b>	HBS2-14	<b>10576</b>	HBS3-14	<b>10585</b>	HBS4-14

Standard color natural. For special order parts in UL 94V-0 natural material, add the suffix "F" to Part No.

\*Maximum Chassis Thickness does not apply in Blind Hole applications.

*Quick  
Specs*

Material: Nylon 6/6  
 Flammability Rating: 94V-2  
 Temperature Range: -40°F (-40°C) to 185°F (85°C)