

Heyco® Full Thickness Male Blades

For mating Female Cord Connectors, see page 8-50.

For Male Ground Pins, see pages 8-39 & 8-40.

For Full Thickness Male/Female Combination Terminals, see pages 8-55 & 8-56.

NEMA 1-15P & 5-15P – .058” Mold Line Thickness

- All Heyco Full Thickness Blades pass UL 1659 crimp area test requirements.
- All Heyco Full Thickness Blades feature a 90° “knee” section for **strain relief** and assembly orientation. Exceptions: 116 and 116-N Series parts.
- All Flat Full Thickness, Non-Polarized Blades are **front loaded** for overmolding.
- All Polarized and 7-Shape Full Thickness Blades are **side loaded** for overmolding.
- **Series 100** Polarized Blades feature a unique full wide/full narrow design i.e., for strength and appearance, both neutral (white wire) and hot (black wire) have straight sides.
- **Series 110-N and 116-N** Full Thickness Blades are notched to meet high temperature pull out requirements.
- **Series 110-E and 102-E** Insulation Crimp Blades provide strain relief and wire support for shock and vibration resistance, as well as support for insertion into the mold block. Series 102-E Blades are stamped with a carrier strip between blades. These parts accept a wider conductor range than the 110-E Series.
- **Series 116 and 116-N** Blades feature a larger crimp section for heavier 14-10 AWG gauge conductors.
- For strain relief protection, the 116 Series feature a flow-through hole below the mold line and 116-N blades are notched.
- DFARS Compliant

PART DATA			PART NO.		APPLICATION TOOLING*					
Profile	AWG Range	Material	Die**		Feeds	Tool Packs	Crimp Punch	Anvil		
			Non-polarized	Polarized					For Non-polarized	For Polarized
100 Series - Full Wide / Full Narrow Design with Strain Relief Knee										
Flat	18-14	Brass	-	5060	-	5060UXX5	Right to Left	B176R/B177R	C242	C252
			-	5061	-	5061UXX5	Left to Right	B176L/B177L		
110 Series - Standard Blade with Strain Relief Knee										
Flat	18-14	Brass	5400	5423	5400UXX5	5423UXX5	Left to Right	B184L/B185L	C234	C253
7-Shape	18-14	Brass	5415	5421	5415UXX5	5421UXX5				
Flat	18-14	Brass	5403	5424	5403UXX5	5424UXX5	Right to Left	B184R/B185R	C234	C253
7-Shape	18-14	Brass	5416	5422	5416UXX5	5422UXX5				
110-N Series - Notched for High Temperature										
Flat	18-14	Brass	5460	5462	5460UXX5	5462UXX5	Left to Right	B184L/B185L	C234	C253
7-Shape	18-14	Brass	5470	5472	5470UXX5	5472UXX5				
Flat	18-14	Brass	5461	5463	5461UXX5	5463UXX5	Right to Left	B184R/B185R	C234	C253
7-Shape	18-14	Brass	5471	5473	5471UXX5	5473UXX5				
110-E Series - Length Extended for Insulation Crimp; Strain Relief Knee										
Flat	18-16	Brass	5407	5420	5407UXX5	5420UXX5	Left to Right	B188L/B189L	C234	C260
7-Shape	18-16	Brass	5417	5414	5417UXX5	5414UXX5				
Flat	18-16	Brass	5437	-	5437UXX5	-	Right to Left	B188R/B189R	C234	C260
7-Shape	18-16	Brass	5439	-	5439UXX5	-				
Flat	18-16	Brass	5438	5413	5438UXX5	5413UXX5	Right to Left	B188R/B189R	C234	C260
7-Shape	18-16	Brass	5438	5413	5438UXX5	5413UXX5				
102-E Series - Carrier Strip; Extended Length for Insulation Crimp										
Flat	18-14	Brass	5426	5425	5426UXX5	5425UXX5	Left to Right	B976L/B977L	C825	C826
7-Shape	18-14	Brass	5427	5428	5427UXX5	5428UXX5				
116-Series - For Heavier AWG Conductors										
Flat	14-10	Brass	5670	5674	5670UXX5	5674UXX5	Left to Right	B196L/B197L	C245	C264
7-Shape	14-10	Brass	5667	5668	5667UXX5	5668UXX5				
Flat	14-10	Brass	5665	-	5665UXX5	-	Right to Left	B196R/B197R	C245	C264
7-Shape	14-10	Brass	5665	-	5665UXX5	-				
116-N Series - For Heavier AWG Conductors; Notched for High Temperature										
Flat	14-10	Brass	5656	5657	5656UXX5	5657UXX5	Left to Right	B196L/B197L	C245	C264
7-Shape	14-10	Brass	5658	5659	5658UXX5	5659UXX5				
Flat	14-10	Brass	5655	-	5655UXX5	-	Right to Left	B196R/B197R	C245	C264
7-Shape	14-10	Brass	5655	-	5655UXX5	-				

7-Shape Blades feature a retention ledge to maintain position during overmolding (mold stop).

* Heyco high volume Application Tooling, designed for 3-5 ton presses - see page 8-59.

Heyco Mini Applicators, designed for 1.5-3 ton bench top presses, are available - see page 8-59.

** “XX” represents Wire Gauge. Please specify Wire Gauge when ordering.

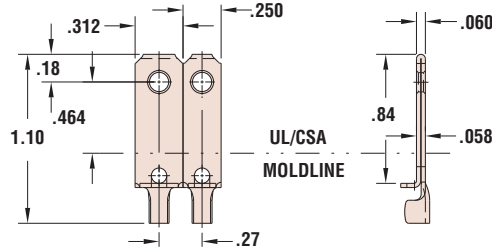

Quick
Specs

Materials
Certifications
Standards

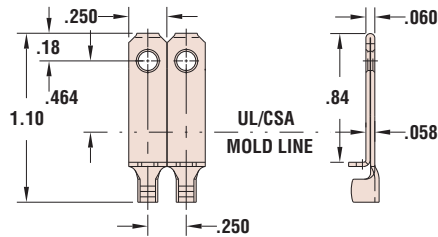
Alloy 260 Brass (70% Cu, 30% Zn. Higher Cu content resists dezincification)
 Recognized Component under UL File E164169
 Certified by the Canadian Standards Association File 91824
 NEMA 1-15P & NEMA 5-15P

Heyco® Full Thickness Male Blades

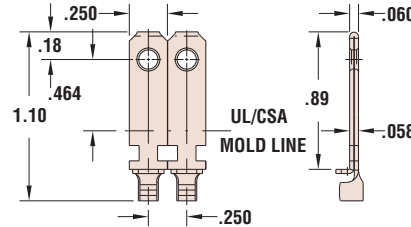
NEMA 1-15P & 5-15P – .058" Mold Line Thickness Schematics



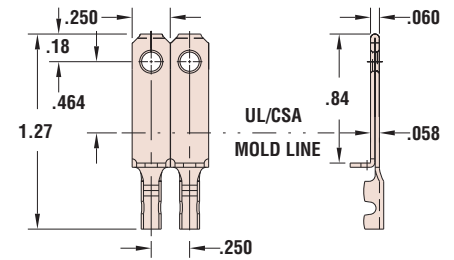
100 Series Polarized



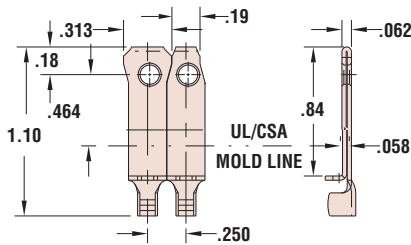
110 Series Non-Polarized



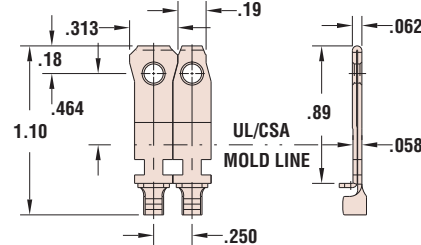
110-N Series Non-Polarized



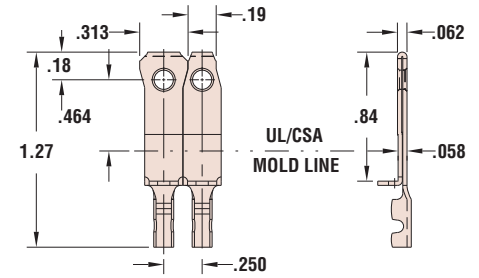
110-E Series Non-Polarized



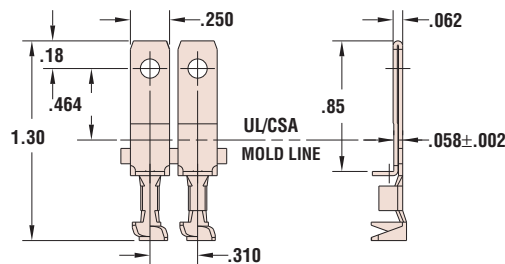
110 Series Polarized



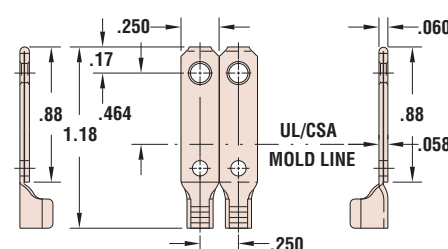
110-N Series Polarized



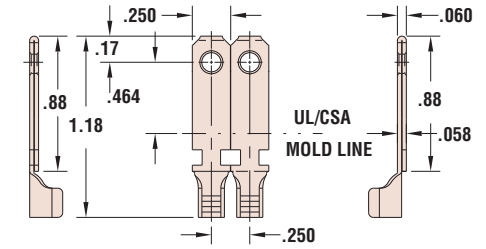
110-E Series Polarized



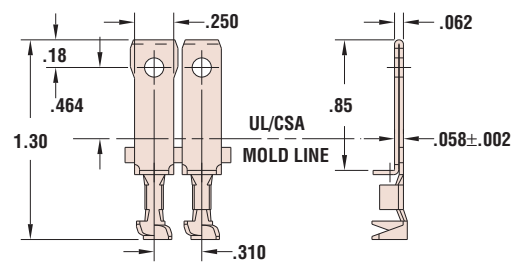
102-E Series Non-Polarized



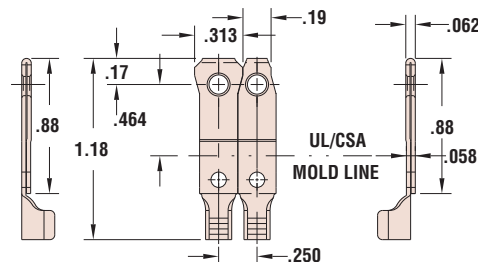
116 Series Non-Polarized



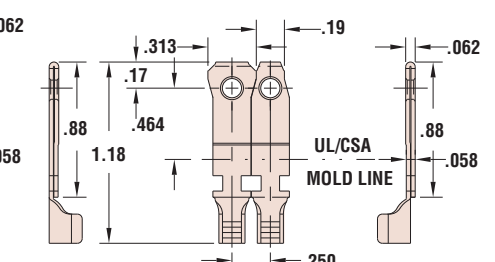
116-N Series Non-Polarized



102-E Series Polarized



116 Series Polarized



116-N Series Polarized